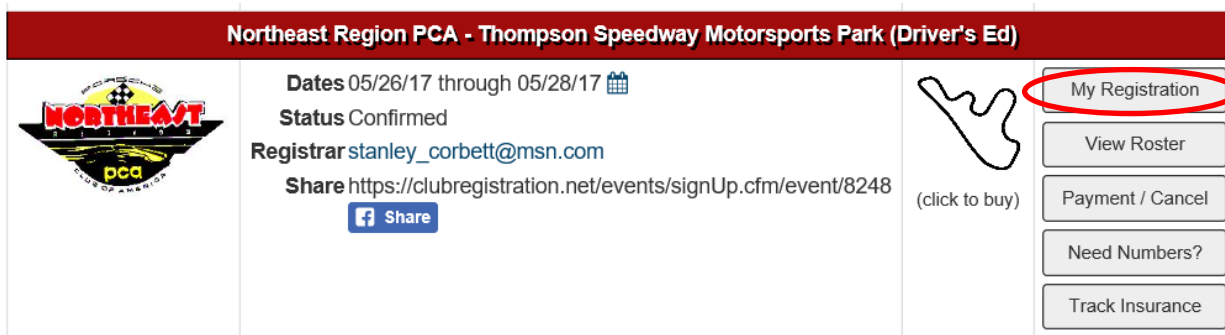


Contacting your instructor/student


How to contact your assigned instructor or student before a Driver Education Event

This is for both student and Instructors, so Instructors, please read to the end.

So it is getting close to the Driver Education event that you have been looking forward to and you are a student and would like to know how to contact your instructor. First you need to log into ClubRegistration.net using the same username and password that you used to first sign up for the event. When you log in, you will be greeted by a page similar to the one below (you may have to click on “My Account” “Dashboard” at the top of the page). Now click the “My Registration” button (circled in red below) for the event.




Northeast Region PCA - Thompson Speedway Motorsports Park (Driver's Ed)


Dates 05/26/17 through 05/28/17 

Status Confirmed

Registrar stanley_corbett@msn.com

Share <https://clubregistration.net/events/signUp.cfm/event/8248>

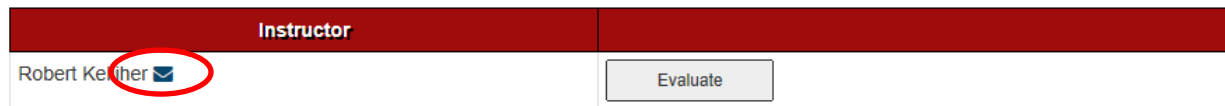
 Share


 (click to buy)

- My Registration** (circled in red)
- View Roster
- Payment / Cancel
- Need Numbers?
- Track Insurance

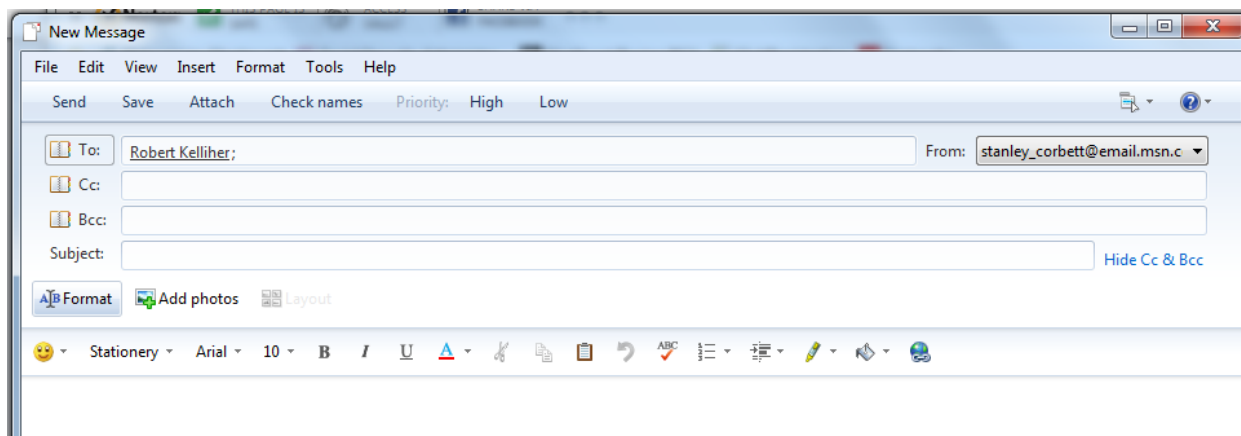
Scroll down to the “Driving Evaluations” section of the page. If the chief instructor has assigned you an instructor, you should see his/her name under the Instructor heading. If you want to send email to your instructor telling them a little about yourself, click on the email link (the little envelope after the name under “Driving Evaluations”).

Driving Evaluations



Instructor	
Robert Kelliher 	<input type="button" value="Evaluate"/>

Once you click on the email link, your default email client will pop up with your instructor’s email information filled in. In this case, Windows Live Mail is set as the default email client. Check your browser’s default “mailto” options if this does not work for you.



New Message

File Edit View Insert Format Tools Help

Send Save Attach Check names Priority: High Low

To: Robert Kelliher; From: stanley_corbett@email.msn.c

Cc:

Bcc:

Subject: [Hide Cc & Bcc](#)

Format Add photos Layout

Stationery Arial 10 B I U A

If you are an instructor, everything is pretty much the same, except you will see your student's name(s) and some additional info about them when you look at "Driving Evaluations".

Driving Evaluations

Assigned Student(s)		Evaluations	
Student	Igor Prokhorov   		<input type="button" value="Evaluate"/> <input type="button" value="View All"/>
Run Group	White (Intermediate)		
Vehicle	#925 2012 Porsche Cayman R		